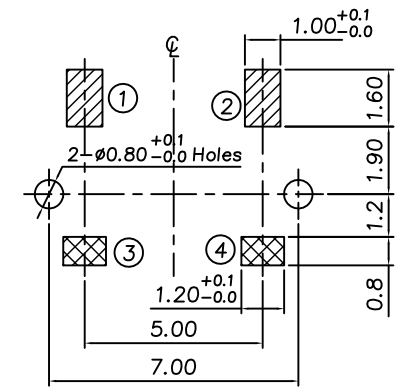


RoHS
Compatible

發行
2013.10.28
達立

▲				
▲				
▲				
▲				
ZONE	REV	DESCRIPTION	DATE	APPD.

**P.C.B MOUNTING
PATTERN DIMENSION**

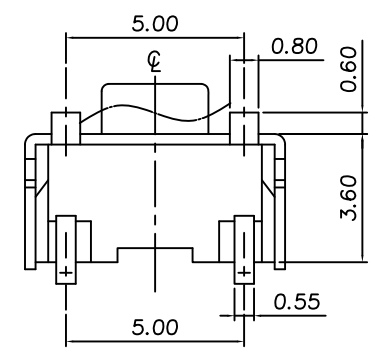
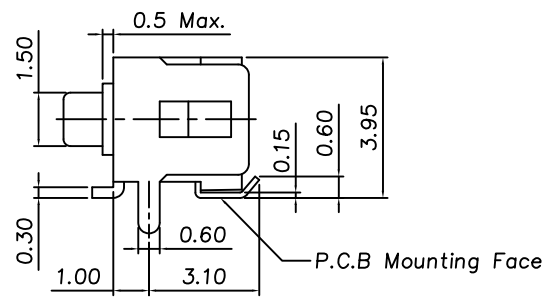
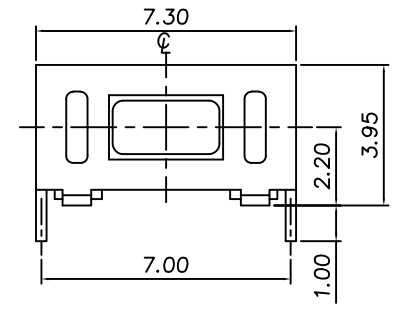
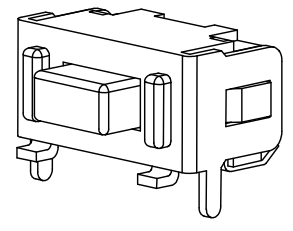
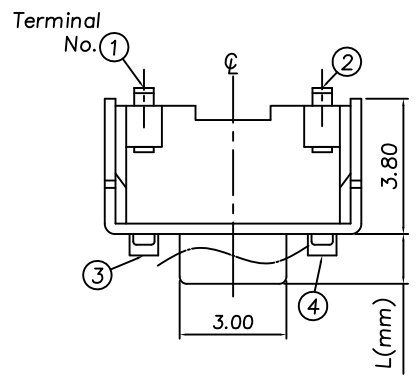


Ground terminal can be effective even if not soldered

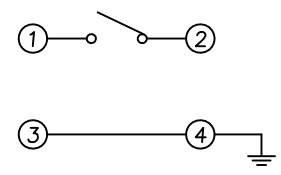
SPECIFICATION

- Rating : 50mA, DC12V Max.
- Contact resistance : 500mΩ Max.
- Insulation resistance : DC500V-100MΩ Min.
- Withstand voltage : AC250V-1 minute
- Travel : 0.25±0.1mm

Model No.	L(mm)	Force	Life
TSS32-EG-180	0.7	180±50gf	50,000
TSS32A-EG-180	1.4		
TSS32B-EG-180	3.0		
TSS32-EG-250	0.7	250±50gf	30,000
TSS32A-EG-250	1.4		



CIRCUIT DIAGRAM



NO	Part Name	Material	Q"ty	Finishing
5	Contact Plate	Stainless Steel Plate	2	Ag Clad
4	Terminal	Copper Alloy	2	Ag Plated
3	Frame	Liquid crystal polymer	1	Black
2	Stem	Liquid crystal polymer	1	Black
1	Cover	Carbon Spring Steet	1	Sn Plated

達立科技股份有限公司
Dawning Precision Co., Ltd.
TEL: 886-2-82271388 FAX: 886-2-82272198

DESIGN	Frank	SCALE	
DRAWING	Frank	UNIT	mm
CHECK	Frank	SIZE	A4: 210*297
APPROVAL	Eric	VERSION	01

TOLERANCE UNLESS OTHERWISE STATED(mm)	PART NAME	TACT SWITCH
less than 10 — ±0.2	PART NO	TSS32x-EG-x-T10-S016 series
10~30 — ±0.3	DRAWING NO	
30~100 — ±0.5	DATE	2013/10/28
ANGIE — ±2'		

www.dawning2.com.tw