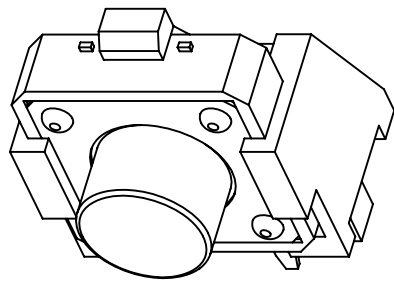
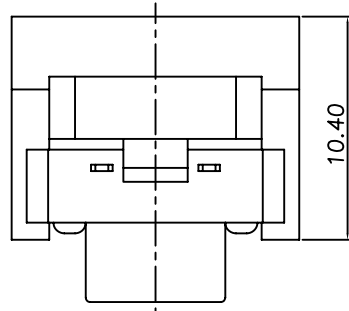
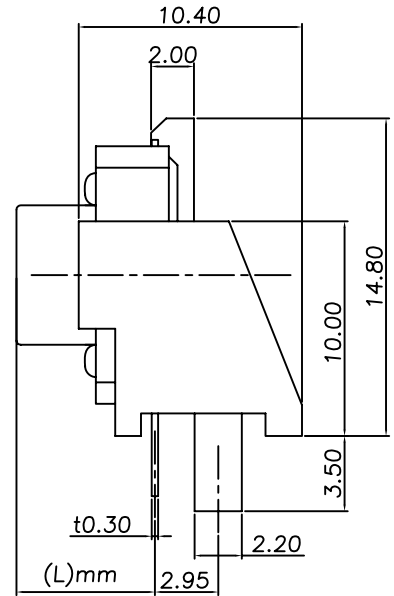
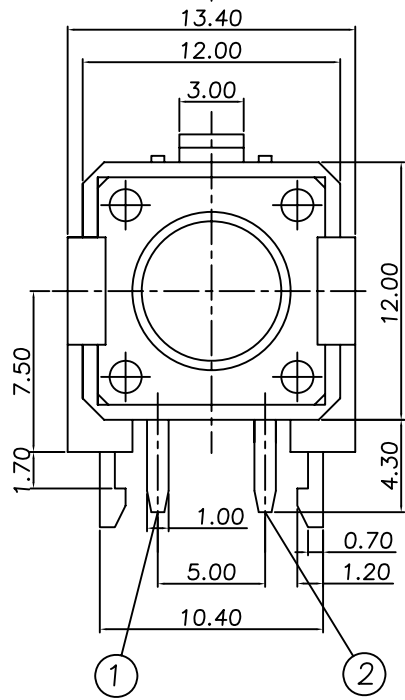
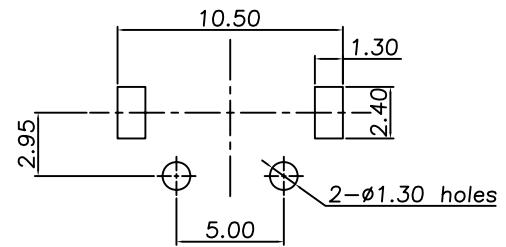


**RoHS**  
**Compatible**

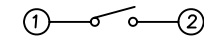
△				
△				
△				
△				
ZONE	REV	DESCRIPTION	DATE	APPD.



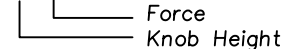
P.C.B Mounting pattern Dimension



Circuit diagram



Order Information:  
TS-A03V--S033



Knob Height

Model#	L(mm)
TS-A03V	3.05
TS-A03VA	6.45
TS-A03VB	8.25
TS-A03VC	7.25

Specification

1. Rating : 50mA, DC12V Max.
2. Travel : 0.3±0.1mm
3. Contact resistance : 100mΩ Max.
4. Bounce : 10m sec Max.
- 5.

Model No.	Operating Force	Life Cycles
TS-A03V-1	130±50gf	300,000 Cycles
TS-A03V-2	160±50gf	300,000 Cycles
TS-A03V-3	250±50gf	100,000 Cycles

**達立科技股份有限公司**  
**Dawning Precision Co., Ltd.**  
TEL: 886-2-82271388 FAX: 886-2-82272198

DESIGN	Will	SCALE		
DRAWING	Will	UNIT	mm	
CHECK	Will	SIZE	A4: 210*297	
APPROVAL	Eric	VERSION	01	

TOLERANCE UNLESS OTHERWISE STATED(mm)	PART NAME	TACT SWITCH
less than 10 — ±0.2	PART NO	TS-A03V SERIES
10~30 — ±0.3	DRAWING NO	
30~100 — ±0.5	DATE	2009/11/10
ANGIE — ±2°		