

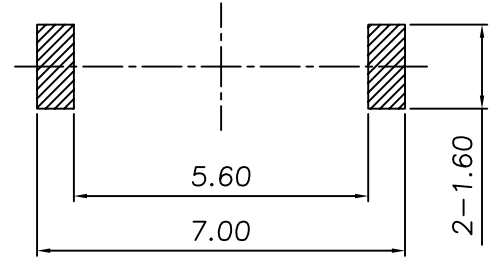
RoHS
Compatible

△				
△				
△				
△				
ZONE	REV	DESCRIPTION	DATE	APPD.

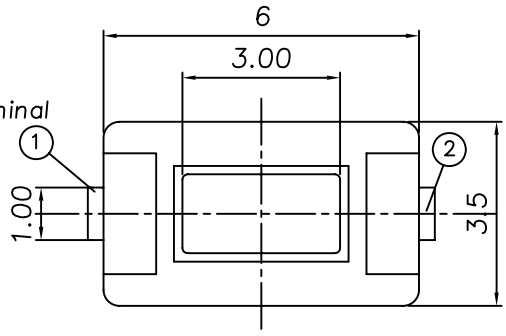
Circuit diagram



P.C.B Mounting pattern Dimension



Terminal No.



Order Information:
TS-A01NH--S033

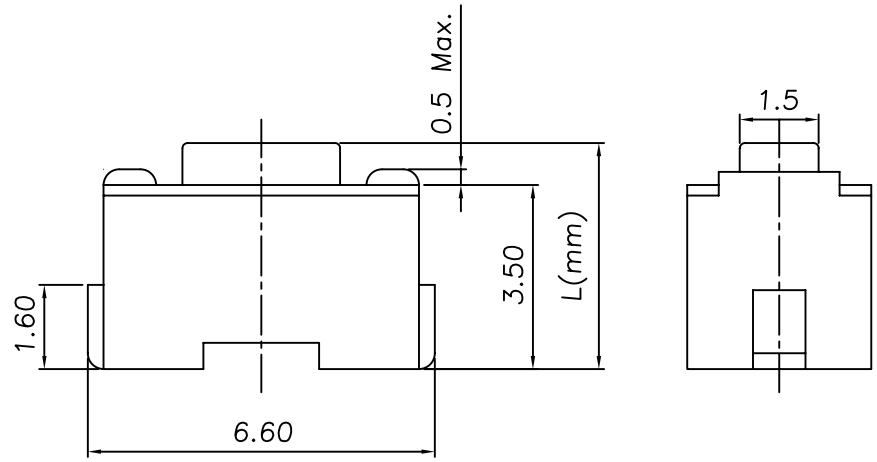
Force
Height

Model#	L(mm)
TS-A01NH	4.3
TS-A01NHA	5.0

Specification

1. Rating : 50mA, DC12V Max.
2. Contact resistance : 100mΩ Max.
3. Travel : 0.25±0.1mm
4. Insulation resistance : DC 100V/1 minute.
5. Withstand voltage : AC 250V/1 minute.
- 6.

Model	Operating Force	Life Cycles
TS-A01NH-2	180±50gf	50,000 cycle
TS-A01NH-3	250±50gf	30,000 cycle



5	Cover	Stainless	1	Black
4	Contact	Stainless	1	Ag Clad
3	Stem	PA6T	1	Black
2	Terminal	Brass	2	Ag Plated
1	Case	PA6T	1	Black
NO	Part Name	Material	Q"ty	Finishing

達立科技股份有限公司
Dawning Precision Co., Ltd.
TEL: 886-2-82271388 FAX: 886-2-82272198

DESIGN	Will	SCALE	
DRAWING	Will	UNIT	mm
CHECK	Will	SIZE	A4: 210*297
APPROVAL	Eric	VERSION	01

TOLERANCE UNLESS OTHERWISE STATED(mm)	PART NAME	TACT SWITCH
less than 10 — ±0.2	PART NO	TS-A01NH SERIES
10~30 — ±0.3	DRAWING NO	
30~100 — ±0.5	DATE	2009/11/10
ANGIE — ±2°		