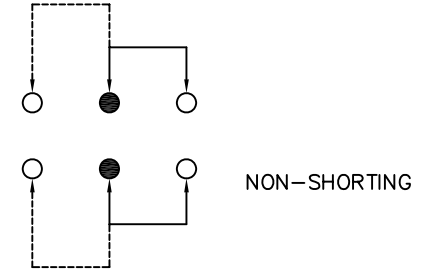


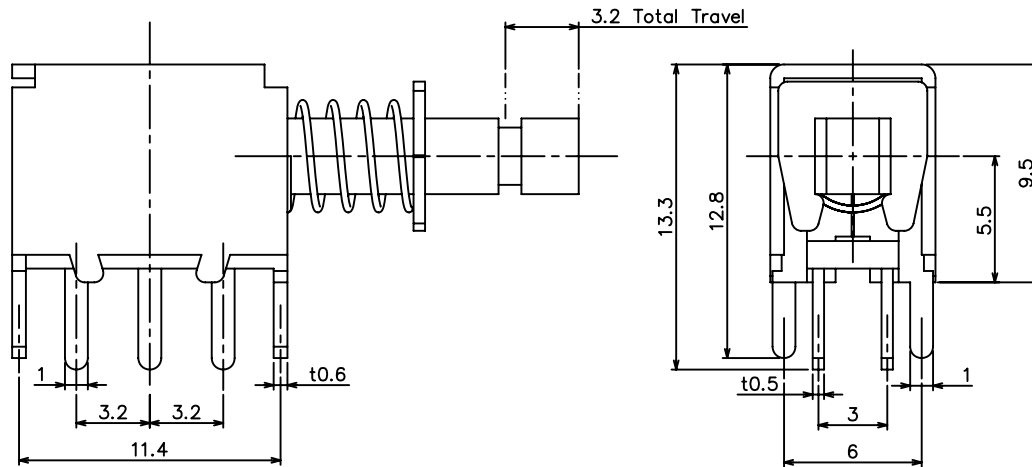
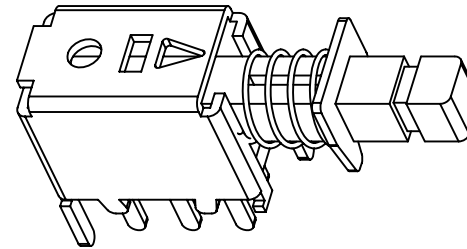
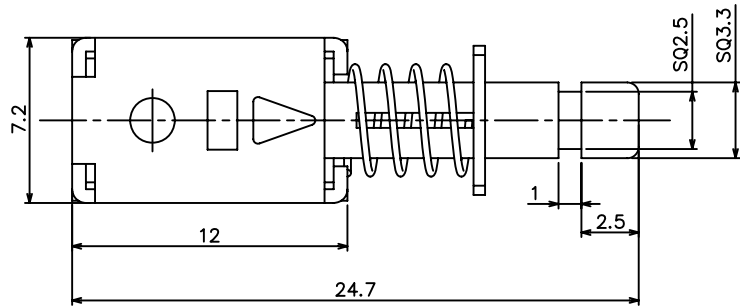
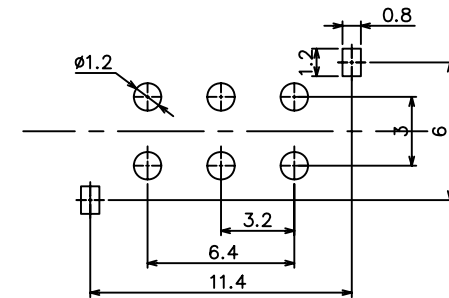
**RoHS**  
**Compatible**

△				
△				
△				
△				
ZONE	REV	DESCRIPTION	DATE	APPD.

Circuit Diagram



P.C.B Mounting  
pattern Dimension



9	CONTACT CLIP	PBS STRIP	2	Ag CLAD
8	TERMINAL	BRASS STRIP	6	Ag PLATED OVER Ni PLATED
7	BASE	PHENOLIC RESIN	1	NATURAL
6	FRAME	STEEL STRIP	1	Ni PLATED
5	SPRING PLATE	PBS STRIP	1	NATURAL
4	CAM STICK	PBS WIRE	1	NATURAL
3	SPRING	STEEL WIRE	1	Ni PLATED
2	BLOCK	STEEL STRIP	1	Ni PLATED
1	KNOB	POM	1	BLACK
NO	PART NAME	MATERIAL	Q'TY	FINISHING

達立科技股份有限公司

**Dawning Precision Co., Ltd.**

TEL: 886-2-82271388 FAX: 886-2-82272198

DESIGN	Will	SCALE		
DRAWING	Will	UNIT	mm	
CHECK	Will	SIZE	A4: 210*297	
APPROVAL	Eric	VERSION	01	

TOLERANCE UNLESS OTHERWISE STATED(mm)
less than 10 — ±0.2
10~30 — ±0.3
30~100 — ±0.5
ANGIE — ±2'

PART NAME	PUSH SWITCH
PART NO	PS-22F43
DRAWING NO	
DATE	2010/03/30

www.dawning2.com.tw