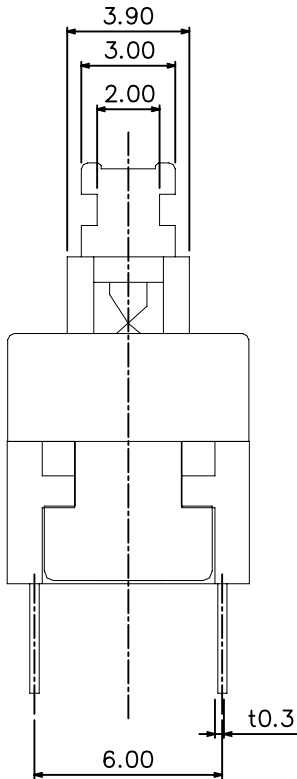
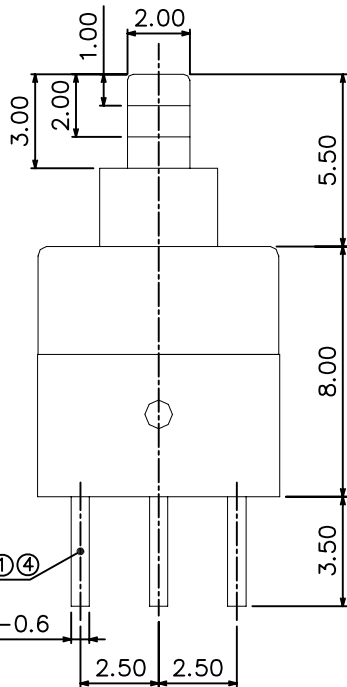
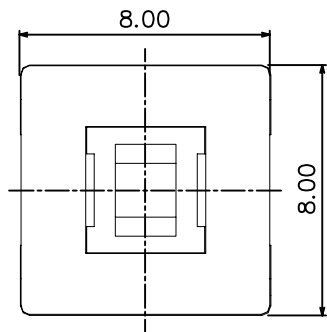
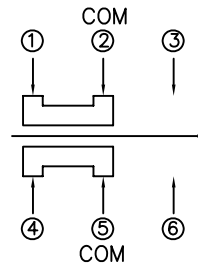


RoHS
Compatible

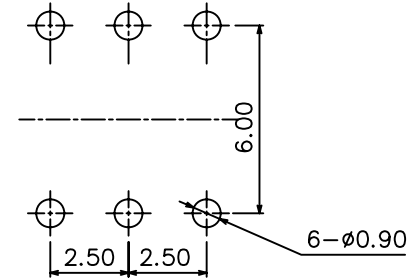
△				
△				
△				
△				
ZONE	REV	DESCRIPTION	DATE	APPD.



Circuit Diagram



P.C.B Mounting pattern Dimension



Material:
Terminal : Brass
Cover : Acetal
Push : Acetal
Camstick : Stainless Steel
Spring : Stainless Steel
Clip : Phosphor Bronze

SPECIFICATIONS

- Rating : DC 30V, 0.1A
- Circuit : 2C-2P
- Contact resistance : 100mΩ max
- Timing : non-shorting
- Operating mode : self-lock
non-lock
- Stroke : full-2.5mm
lock-1.5mm
- Operating force : 200±50gf
- Life : 10,000 cycles

達立科技股份有限公司

Dawning Precision Co., Ltd.

TEL: 886-2-82271388 FAX: 886-2-82272198

DESIGN	Will	SCALE		
DRAWING	Will	UNIT	mm	
CHECK	Will	SIZE	A4: 210*297	
APPROVAL	Eric	VERSION	01	

TOLERANCE UNLESS OTHERWISE STATED(mm)
less than 10 — ±0.2
10~30 — ±0.3
30~100 — ±0.5
ANGIE — ±2°

PART NAME	PUSH SWITCH
PART NO	PS-D15 SERIES
DRAWING NO	
DATE	2009/08/17

www.dawning2.com.tw