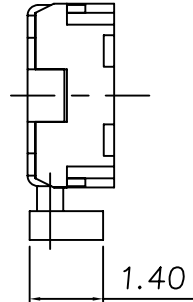
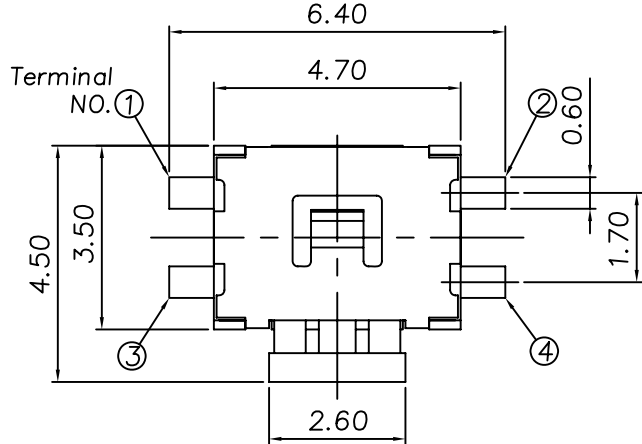


RoHS
Compatible

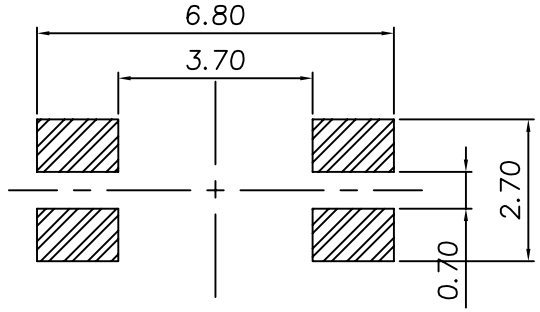
Order Information:
TS-A14NS--S055

Force

▲				
▲				
▲				
▲				
ZONE	REV	DESCRIPTION	DATE	APPD.



P.C.B Mounting
pattern Dimension

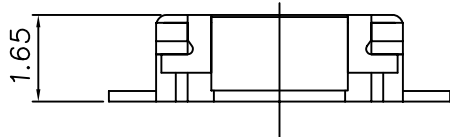
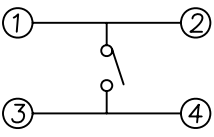


Specification

1. Rating : 50mA, DC12V Max.
2. Contact resistance : 100mΩ Max.
3. Insulation resistance : 100MΩ Min.
4. Travel : 0.3^{+0.1}_{-0.05} mm
- 5.

Model	Operating Force	Life Cycles
TS-A14NS-180	180±60gf	100,000 cycles
TS-A14NS-220	220±60gf	100,000 cycles

Circuit Diagram



6	Dust Cover	Pi Film t=0.05	1	Yellow
5	Terminal	Brass t=0.15	1	Ag Plated 0.5μm
4	Cover	Stainless Steel t=0.15	1	
3	Contact	Stainless Steel t=0.05	1	Ag Clad
2	Stem	Polyamide	1	UL 94-HB
1	Case	Liquid crystal polymer	1	UL 94-HB
NO	Part Name	Material	Q"ty	Finishing

達立科技股份有限公司
Dawning Precision Co., Ltd.
TEL: 886-2-82271388 FAX: 886-2-82272198

DESIGN	Benson	SCALE		
DRAWING	Benson	UNIT	mm	
CHECK	Benson	SIZE	A4: 210*297	
APPROVAL	Eric	VERSION	01	

TOLERANCE UNLESS OTHERWISE STATED(mm)	PART NAME	TACT SWITCH
less than 10 — ±0.2	PART NO	TS-A14NS SERIES
10~30 — ±0.3	DRAWING NO	
30~100 — ±0.5	DATE	2012/07/25
ANGIE — ±2°		