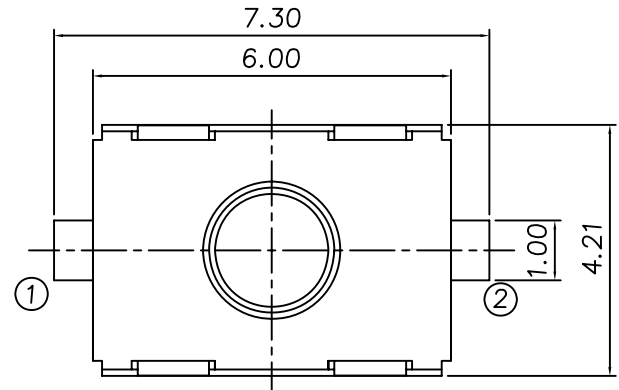


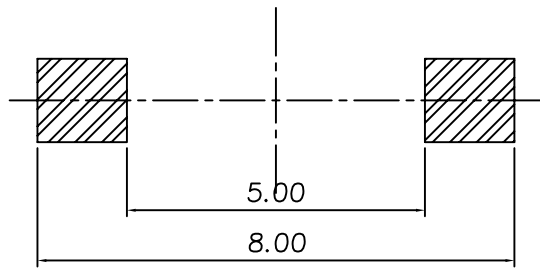
**RoHS**  
**Compatible**

發行  
2012.12.14  
達立

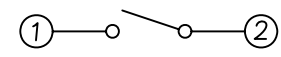
△				
△				
△				
△				
ZONE	REV	DESCRIPTION	DATE	APPD.



P.C.B Mounting  
Pattern Dimension

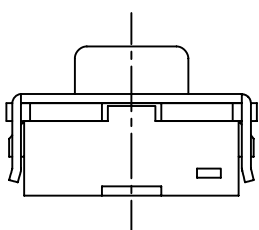
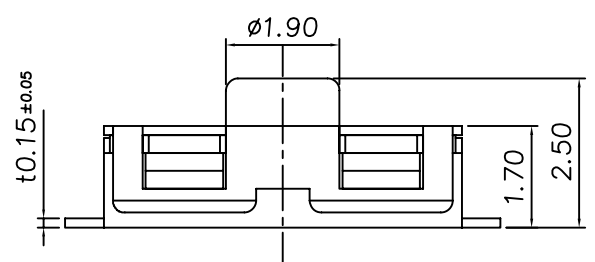


Circuit Diagram



Specifications

1. Rating : 50mA 32V DC
2. Contact resistance : 100mΩ Max.
3. Insulation resistance : 100MΩ Min, 100V DC
4. Withstanding voltage : 250V AC for 1min
5. Travel : 0.5±0.15mm
6. Operating force : 160±50gf
7. Operating life : 100,000 cycles Min.



5	Terminal	Brass	1	Ag Plated
4	Cover	SUS	1	
3	Contact	SUS	1	Ag Clad
2	Stem	Silicon	1	Black
1	Case	PA6T	1	UL 94V-0(Black)
NO	Part Name	Material	Q'ty	Finishing

**達立科技股份有限公司**  
**Dawning Precision Co., Ltd.**  
TEL: 886-2-82271388 FAX: 886-2-82272198

DESIGN	Benson	SCALE	
DRAWING	Benson	UNIT	mm
CHECK	Benson	SIZE	A4: 210*297
APPROVAL	Eric	VERSION	01

TOLERANCE UNLESS OTHERWISE STATED(mm)	
less than 10	±0.3
10~30	±0.4
30~100	±0.5
ANGIE	±2°

PART NAME	TACT SWITCH
PART NO	TS-A56-2-S017
DRAWING NO	
DATE	2012/04/27