

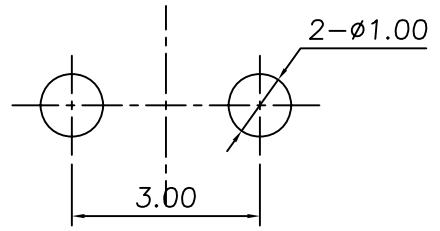
RoHS
Compatible

△				
△				
△				
△				
ZONE	REV	DESCRIPTION	DATE	APPD.

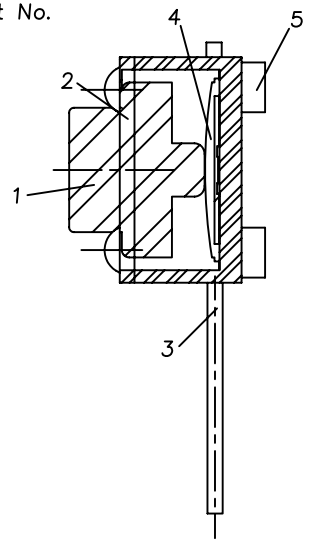
Circuit Diagram



P.C.B Mounting pattern Dimension

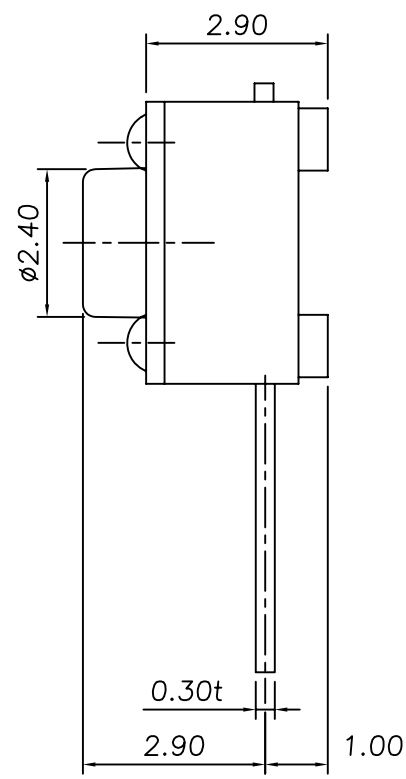
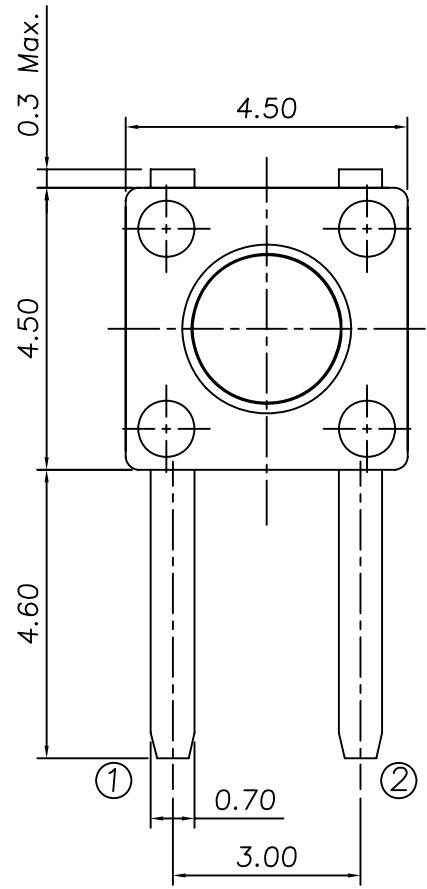


Part No.



Specifcation

1. Rating : DC 12V 50mA Max.
2. Contact resistance : 100mΩ Max.
3. Insulation resistance : 100MΩ Min.
4. Travel : 0.25±0.1mm
5. Operating Force : 250±50gf
6. Life Cycles : 80,000 cycles



5	Case	PA66	1	Black
4	Contact	SUS	1	Ag CLAD
3	Terminal	Brass	2	Ag Coating
2	Cover	SPCC	1	Ag Coating
1	Stem	PA66	1	Black
No.	Part Name	Material	Q"ty	Finishing

達立科技股份有限公司
Dawning Precision Co.,Ltd.
TEL: 886-2-82271388 FAX: 886-2-82272198

DESIGN	Will	SCALE		
DRAWING	Will	UNIT	mm	
CHECK	Will	SIZE	A4: 210*297	
APPROVAL	Eric	VERSION	01	

TOLERANCE UNLESS OTHERWISE STATED(mm)	PART NAME	TACT SWITCH
less than 10 — ±0.2	PART NO	TS-AN09V-3-S056
10~30 — ±0.3	DRAWING NO	
30~100 — ±0.5	DATE	2010/09/16
ANGIE — ±2°		

www.dawning2.com.tw