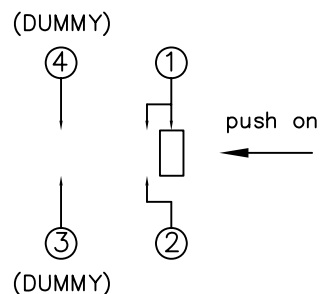
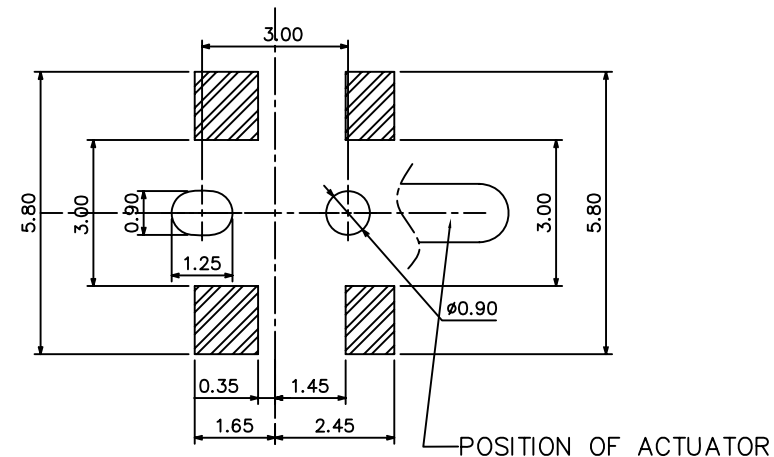


RoHS
Compatible

Circuit Diagram

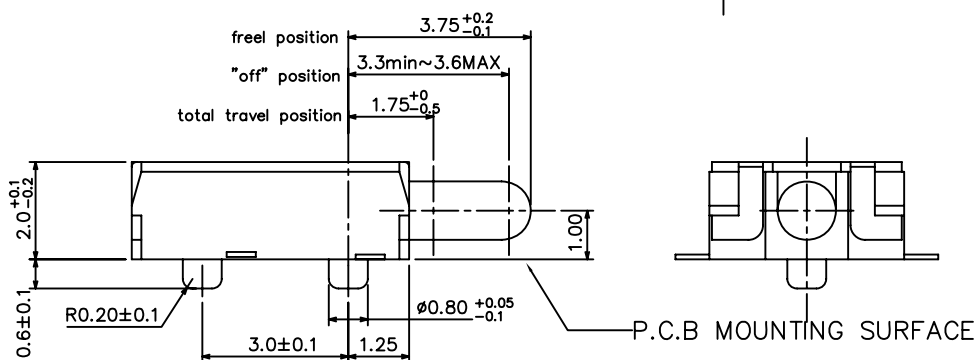
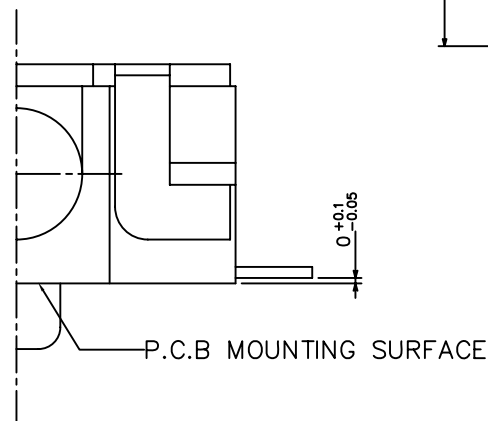
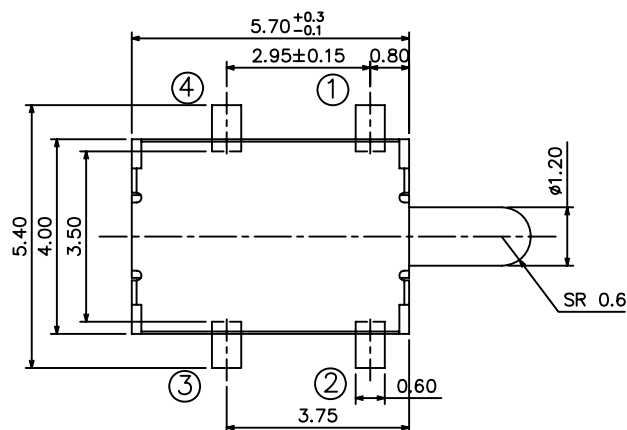


P.C.B. Mounting
pattern Dimension



Specifications

1. Rating: DC12V ,100mA Max.
2. Contact Resistance : 1Ω max.
3. Insulation Resistance : DC 100V-100MΩ Min.
4. Withstand Voltage : AC100-1 minute.
5. Operation : 100±50gf.
6. Life Cycles : 100,000 cycles



6	Coil spring	Stainless	1	
5	Contact plate	Copper alloy	1	Ag Plate
4	Terminal	Copper alloy	2	Ag Plate
3	Case	Liquid crystal polymer	1	White color
2	Actuator	Polyamide resin	1	Black color
1	Cover	Stainless	1	
NO	PART NAME	MATERIAL	Q"TY	FINISHING

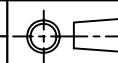
達立科技股份有限公司



Dawning Precision Co., Ltd.

TEL: 886-2-82271388 FAX: 886-2-82272198

DESIGN	Will	SCALE	
DRAWING	Will	UNIT	mm
CHECK	Will	SIZE	A4: 210*297
APPROVAL	Eric	VERSION	01



TOLERANCE UNLESS OTHERWISE STATED(mm)
less than 10 — ±0.2
10~30 — ±0.3
30~100 — ±0.5
ANGIE — ±2°

PART NAME	DETECTOR SWITCH
PART NO	DS-B50A
DRAWING NO	
DATE	2010/02/03