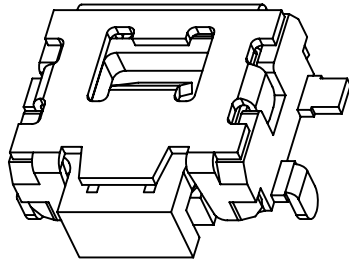
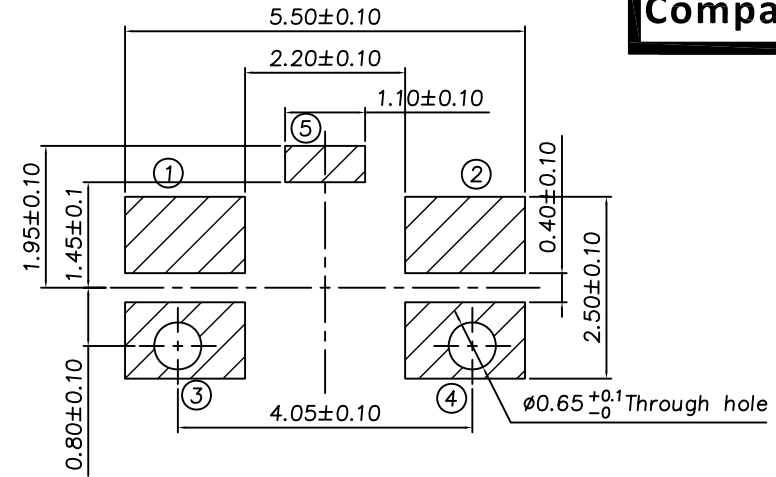


RoHS
Compatible

△				
△				
△				
△				
ZONE	REV	DESCRIPTION	DATE	APPD.



P.C.B Mounting pattern Dimension



Order Information:
TSS15G1-BP- -T35
Force

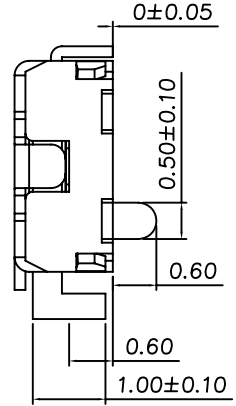
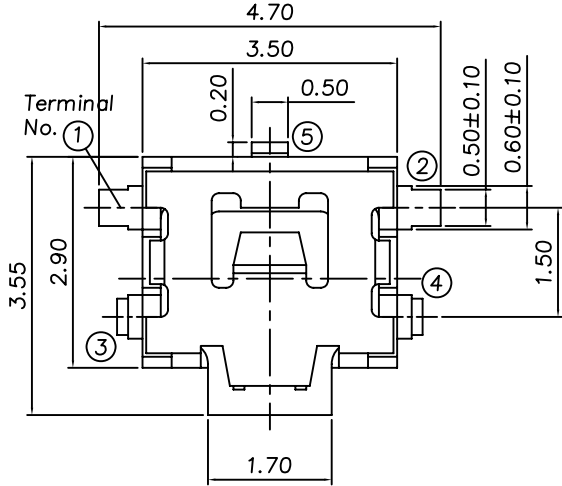
發行
2012.11.26
達立

Specification

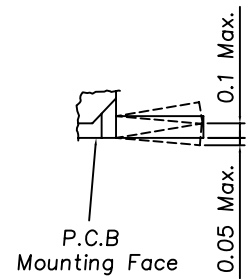
1. Rating : DC12 50mA
2. Contact resistance : 500mΩ Max.
3. Insulation resistance : DC500-100MΩ Min.
4. Withstand voltage : AC250-1 minute
5. Stroke : 0.2^{+0.2}_{-0.1}mm

Model	Operating Force	Life Cycles
TSS15G1-BP-160	160 ⁺⁷⁰ ₋₄₀ gf	100,000 cycles Min.
TSS15G1-BP-220	220 ⁺⁸⁰ ₋₇₀ gf	100,000 cycles Min.

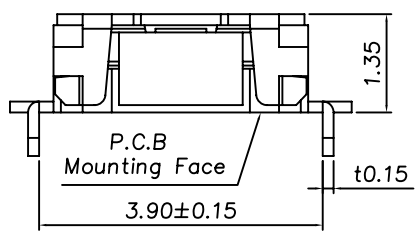
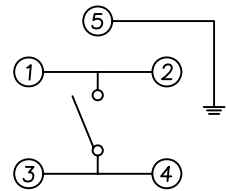
NO	Part Name	Material	Q'ty	Finishing
6	Dust Cover	PI Film	1	Yellow
5	Terminal	Copper Alloy	4	Ag Plated
4	Cover	SUS	1	Ag Plated
3	Contact	SUS	1	Ag Plated
2	Stem	Polyamide Resin	1	Black
1	Frame	Polyamide Resin	1	Black



Terminals detail



Circuit diagram



達立科技股份有限公司
Dawning Precision Co., Ltd.
TEL: 886-2-82271388 FAX: 886-2-82272198

DESIGN	Benson	SCALE		
DRAWING	Benson	UNIT	mm	
CHECK	Will	SIZE	A4: 210*297	
APPROVAL	Eric	VERSION	01	

TOLERANCE UNLESS OTHERWISE STATED(mm)	PART NAME	TACT SWITCH
less than 10 — ±0.2	PART NO	TSS15G1-BP-T35 SERIES
10~30 — ±0.3	DRAWING NO	
30~100 — ±0.5	DATE	2012/11/01
ANGIE — ±2°		