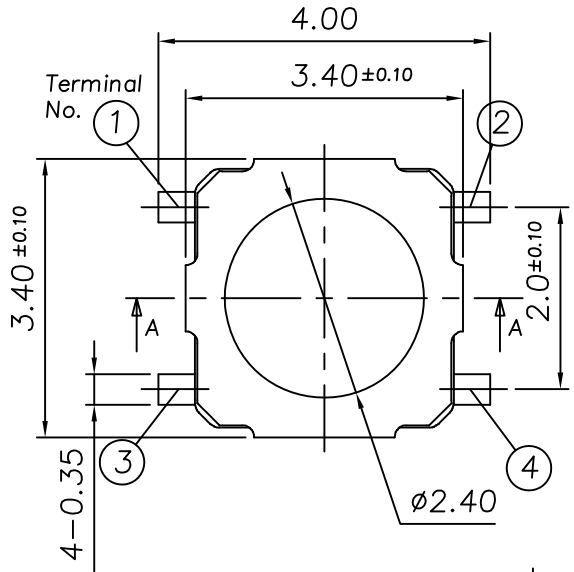
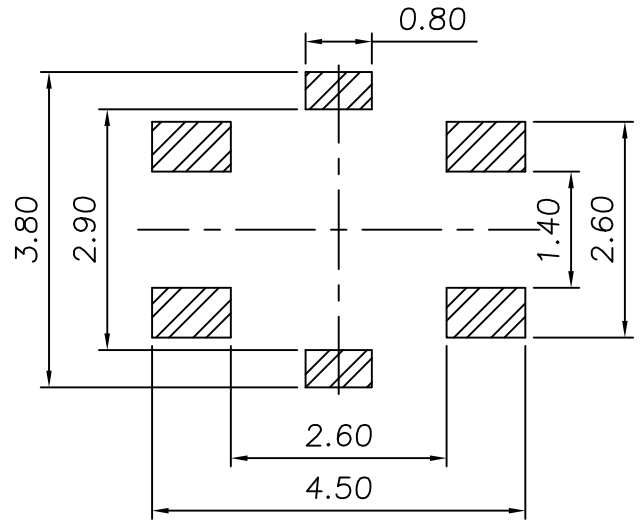


RoHS
Compatible

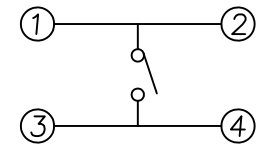
△				
△				
△				
△				
ZONE	REV	DESCRIPTION	DATE	APPD.



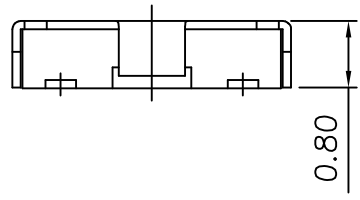
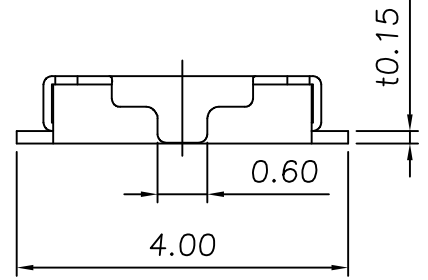
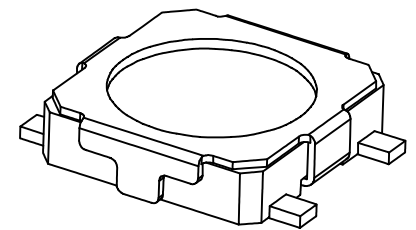
P.C.B Mounting pattern Dimension



Circuit diagram



發行
2012.12.10
達立



Specification

1. Rating : DC12V 50mA Max.
2. Circuit : 1C-1P
3. Contact resistance : 100mΩ Max.
4. Travel : 0.2±0.1mm
5. Operating force : 160±50gf
6. Operating life : 100,000 cycles Min.

5	Dust Cover	PI Film	1	Yellow
4	Terminal	Phosphor Bronze	4	Ag Plated
3	Cover	SUS	1	Ag Plated
2	Contact	SUS	2	Ag Clad
1	Case	Liquid crystal polymer	1	White
NO	Part Name	Material	Q'ty	Finishing

達立科技股份有限公司
Dawning Precision Co., Ltd.
TEL: 886-2-82271388 FAX: 886-2-82272198

DESIGN	Benson	SCALE	
DRAWING	Benson	UNIT	mm
CHECK	Benson	SIZE	A4: 210*297
APPROVAL	Eric	VERSION	01

TOLERANCE UNLESS OTHERWISE STATED(mm)	
less than 10	±0.15
10~30	±0.2
30~100	±0.3
ANGIE	±2°

PART NAME	TACT SWITCH
PART NO	TS-307PF-2-S085
DRAWING NO	
DATE	2012/12/10