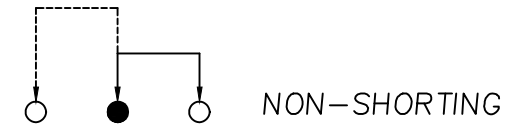


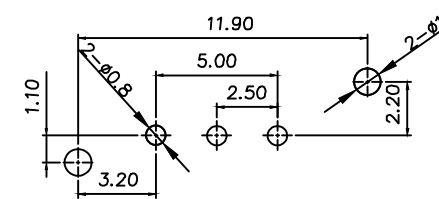
研發
2015.06.23
達立

ZONE	REV	DESCRIPTION	DATE	APPD.

Circuit Diagram

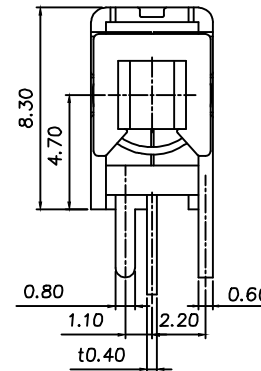
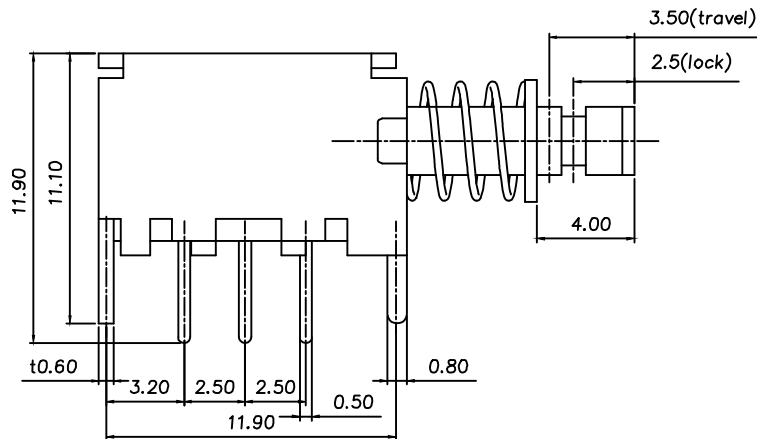
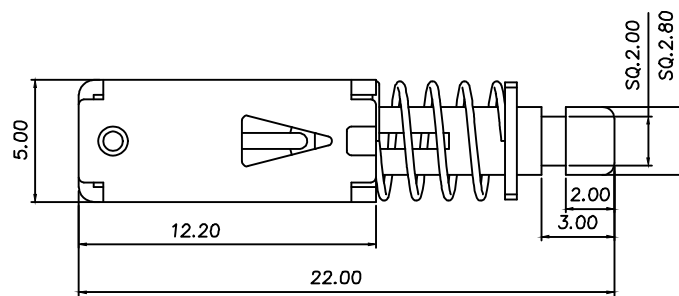
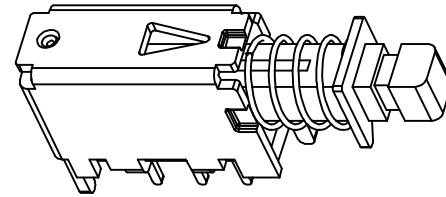


P.C.B Mounting pattern Dimension



Specification

1. Rating : DC 50V 0.3A
2. Contact resistance : 100mΩ Max.
3. Insulation resistance : 100MΩ Min.
4. Dielectric strength : AC 500V for 1 minute
5. Travel: Full 3.5mm
6. Operation force : 250gf±100gf
7. Operating Life: 10,000 Cycles



No.	Part Name	Material	Q'ty	Finishing
9	Contact Clip	PBS C5210-EH	1	Ag Clad
8	Spring Plate	PBS Strip	1	Natural
7	Base	Phenolic Resin	1	Natural
6	Terminal	Brass Strip	3	Ag Plated
5	Knob	PA66	1	Blue
4	Block	Steel Strip	1	Ni Plated
3	Spring	Steel Wire	1	Ni Plated
2	Cam Stick	PBS Wire	1	Natural
1	Frame	Steel Strip	1	Ni Plated

達立科技股份有限公司

Dawning Precision Co., Ltd.

TEL: 886-2-82271388 FAX: 886-2-82272198

DESIGN	Steven	SCALE		
DRAWING	Sean	UNIT	mm	
CHECK	Elsa	SIZE	A4: 210*297	
APPROVAL	Eric	VERSION	01	

TOLERANCE UNLESS OTHERWISE STATED(mm)		PART NAME	PUSH SWITCH
less than 10	±0.2	PART NO	PS-12E05-L-S111
10~30	±0.2	DRAWING NO	
30~100	±0.5	DATE	2015/06/23
ANGIE	±2°		